



VESPER 36

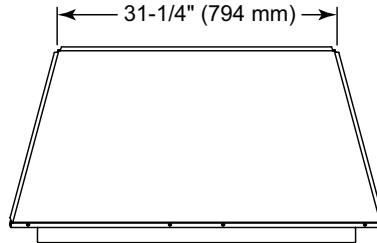
Outdoor Gas Fireplace*

Scan QR code for installation manual for final dimensions and requirements.

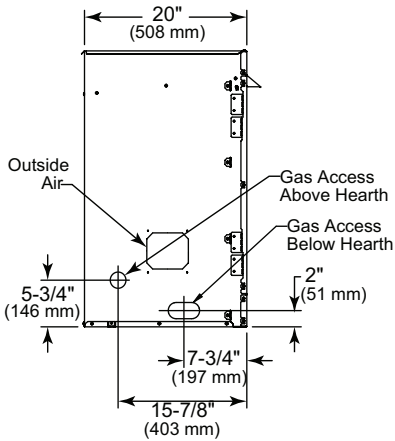


ACTUAL DIMENSIONS	FRONT WIDTH	HEIGHT	DEPTH	VIEWING AREA
	42" [1067]	34" [864]	20" [508]	36" x 27" [914 X 686]

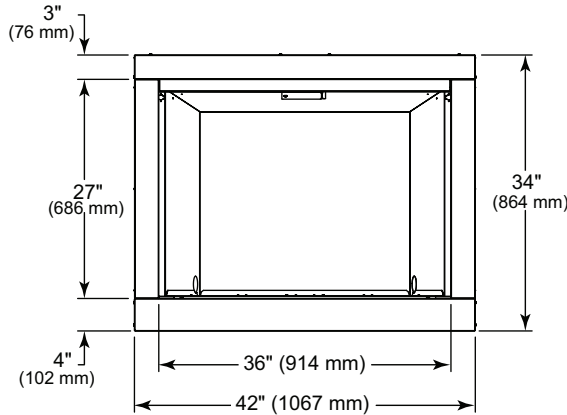
TOP VIEW



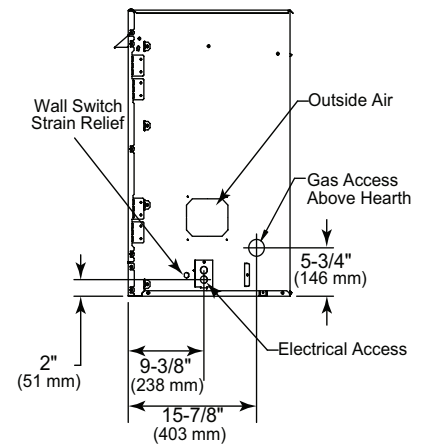
LEFT SIDE



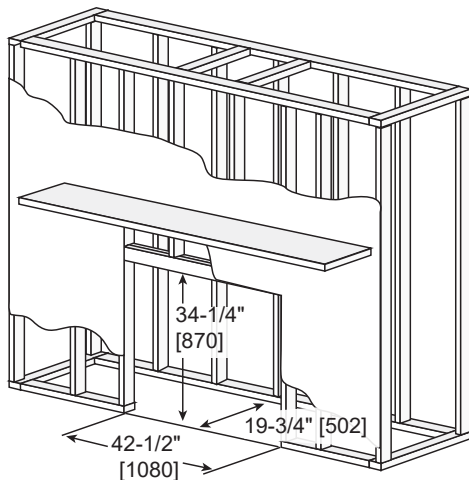
FRONT VIEW



RIGHT SIDE

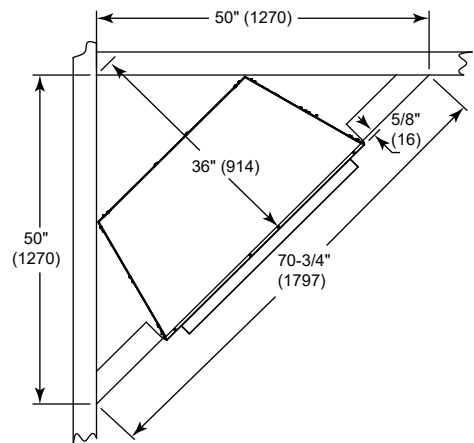


FRAMING DIMENSIONS	FRONT WIDTH	HEIGHT	DEPTH	WEIGHT
	42-1/2" [1080]	34-1/4" [870]	19-3/4" [502]	140 LBS [64 KGS]



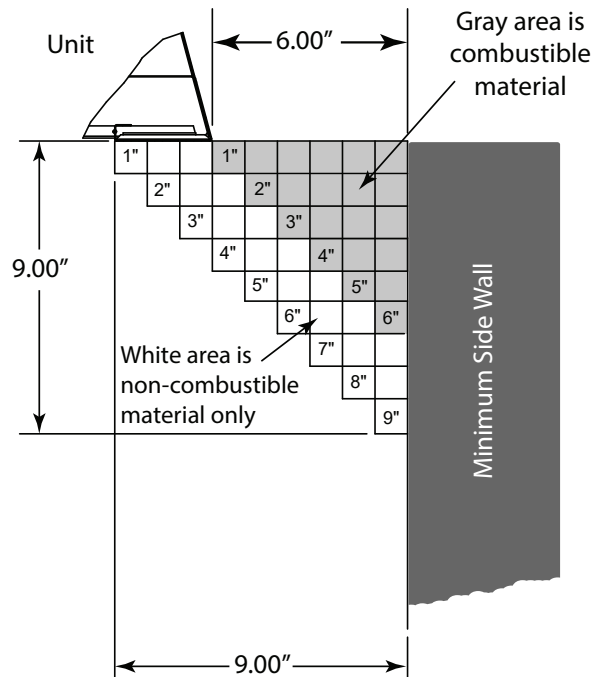
NOTE: Add 1/2" to width and 1/4" to height dimensions when using optional trim kit to finish the installation of a custom cabinet, mantel or other built-in enclosure.

BASIC CORNER INSTALLATION

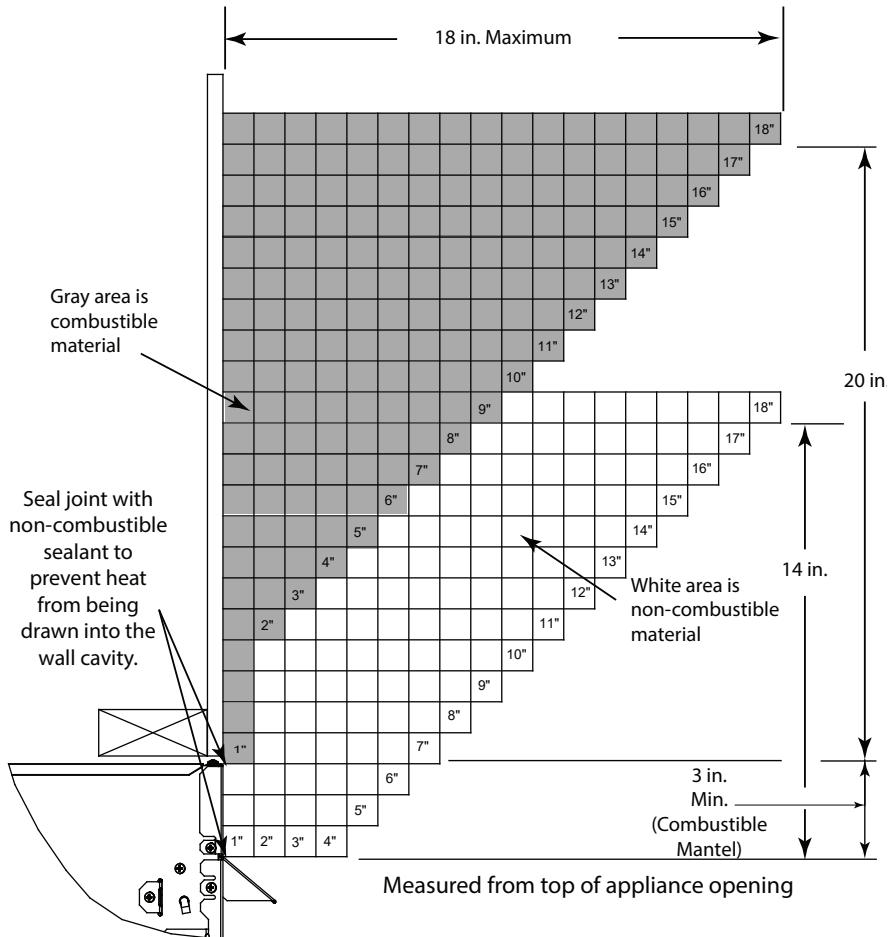


*Can be adapted for use in enclosed locations. Check building codes in your area.

COMBUSTIBLE OR NON-COMBUSTIBLE MANTEL LEGS OR WALL PROJECTIONS



COMBUSTIBLE OR NON-COMBUSTIBLE MANTEL PROJECTIONS



PRODUCT LISTING CODE	
	CSA/ANSI Z21.11.2:19

Product information provided is not complete and is subject to change without notice. Product installation must adhere strictly to instructions accompanying product to avoid risk of fire and potential injury.

outdoor lifestyles
by hearth & home technologies®

A Brand of Hearth & Home Technologies
7571 215th Street West | Lakeville, MN 55044
(877) 863-4350 | fireplaces.com

Note: Reducing clearances further requires non-combustible construction materials (eg: steel studs, durock, etc) to a height of 12 inches above the framing height.